

2nd Grade

name: \_\_\_\_\_



my  
Summer  
**Review  
Book**

I can get ready for 3rd grade!

# Dear Parents,

First of all, THANK YOU for a wonderful year! We have learned so much this year and have had so much fun together. It is sad that this year is already coming to an end, but exciting that your student is moving on to 3<sup>rd</sup> Grade next year! To help your student retain all of the skills they learned this year and to prepare them with everything they need to succeed in 3<sup>rd</sup> Grade, I am sending home this Summer Review Book. Often over the summer students experience the "Summer Slide" where they lose many skills they mastered in the previous year. However, we can prevent that with consistent, daily review practice.

These activities are quick and take little time each day, but are invaluable in helping your child maintain their learning. The book is organized into 6 weeks and each week has 5 days of activities. Each day gives one reading and one math activity, except for day 5 where there is a writing activity. Please sit down and go over the activities each day with your child. It is also asked that you read 20 minutes with your child each day and frequently review the sight words included. You can record your reading in the reading log pages. Your involvement and support is so valuable and very much appreciated. Have a wonderful summer!

Thank you so much!

♥ Mrs. Gertz  
and  
Mrs. Bonini

# Reading Log

Record your summer reading  
by filling out the log.

date	books	min.

date	books	min.

# Reading Log

Record your summer reading  
by filling out the log.

date	books	min.

date	books	min.

# Sight Words

Please practice these sight words over the summer.

fry words 101-125

over

give

new

most

sound

very

take

after

only

things

little

our

work

just

know

name

place

good

years

sentence

live

man

me

think

back

fry words 126-150

say

same

great

tell

where

boy

help

follow

through

came

much

want

before

show

line

also

right

around

too

form

means

three

old

small

any

# Sight Words

Please practice these sight words over the summer.

*fry words 151-175*

set

here

put

why

end

ask

does

went

another

men

well

read

large

need

must

land

big

different

even

home

such

us

because

move

turn

*fry words 176-200*

try

point

kind

page

hand

letter

picture

mother

again

answer

change

found

off

study

play

still

spell

learn

air

should

away

America






animal

world

house

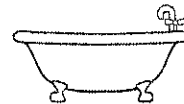
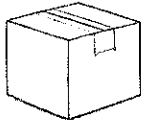


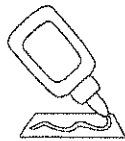
# Week 1

Color a sun for each day you read 20 minutes.



## Day 1

1. Draw a  over the pictures that have a short vowel sound, and a  over pictures with a long vowel sound.



2. Circle all of the even numbers.

32

14

7

89

116

21

200

## Day 2

1. Touch each dot and read the sound each vowel digraph makes.

ai  
●

ay  
●

ee  
●

ea  
●

oa  
●

ow  
● ●

ou  
●

aw  
●

au  
●

oo  
● ●

2. Solve the problems as quickly as you can.

$6+3=$  \_\_\_

$9+5=$  \_\_\_

$15+4=$  \_\_\_

$8+4=$  \_\_\_

$7+6=$  \_\_\_

$3+15=$  \_\_\_

## Day 3

1. Read the story 3 times. Check off a square for each time you read it.



Pam and her family were going on a vacation. She was so excited! She needed to pack so she would be all ready. She decided to bring her sandals, sunglasses, and swimming suit. Next she made a list of everything she wanted to do. She wanted to swim in the waves, look for seashells, and make a big sandcastle. She was going to have so much fun!

2. Circle all of the odd numbers.

53    22    74    3    91    120    217

## Day 4

1. Read the story again from Day 3. Answer the questions.

What did Pam do to get ready to go?

Where do you think Pam and her family are going?  
How do you know?

2. Solve the problems as quickly as you can.

$12 - 6 = \underline{\quad}$

$17 - 3 = \underline{\quad}$

$10 - 8 = \underline{\quad}$


$20 - 4 = \underline{\quad}$

$16 - 8 = \underline{\quad}$

$13 - 3 = \underline{\quad}$

## Day 5

Go outside and find something interesting in nature.  
Draw a picture of it and write 3 details about it.



.....

.....

.....

.....





# Week 2

Color a palm tree for each day you read 20 minutes.



## Day 1

1. Draw a  over the words that have a short vowel sound, and a  over words with a long vowel sound.

taste

jump

light

brick

stump

globe

ask

mule

theme

2. Circle the thousandths place, underline the hundredths place, draw a square around the tens place, and a triangle around the ones place.

1,529

3,461

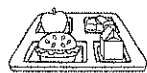
7,280

5,033

## Day 2

1. Draw a line to match the word to the picture.

train tray toast tissue team tee turkey tube



2. Write how many hundreds, tens, and ones each number has.

348		
hundreds	tens	ones

590		
hundreds	tens	ones

808		
hundreds	tens	ones


## Day 3

1. Read the story 3 times. Check off a square for each time you read it.



Cody and Brad are best friends. Every year they look forward to spending all of summer break together. This year will be their last summer together though, because Cody is moving. They have to make it the best summer yet. They will climb trees, go to the pool, and eat ice cream everyday. They will have a big going away party at the end of summer. This will be a summer to remember.

2. Circle the correct way to show the number 236.



## Day 4

1. Read the story again from Day 3. Answer the questions.

Circle the main idea of the story.

Cody and Brad try to stop Cody's family from moving.

Cody and Brad plan a big party.

Cody and Brad have a fun summer together before Cody moves.

What key details support that main idea?

.....

.....

2. Draw hundreds, tens, and ones blocks to show each number (you can use big squares for hundreds, lines for tens, and little squares for ones).

274

518

## Day 5

Plan your summer! Write about the top 3 things you want to do this summer.




.....

.....

.....

# Week 3

Color a bucket for each day you read 20 minutes.



## Day 1

1. Choose a prefix to go with each base word.  
Write the new word on a line.

Prefixes:

pre-

un-

re-

dis-

Base Words:

view tie

appear use

wind heat

happy agree

.....

\_\_\_\_\_

\_\_\_\_\_

\_\_\_\_\_

\_\_\_\_\_

2. Compare the numbers using  $<$ ,  $>$ , and  $=$ .

$$72 \quad \underline{\quad} \quad 59$$

$$108 \quad \underline{\quad} \quad 131$$


$$523 \quad \underline{\quad} \quad 423$$

## Day 2

1. Circle the suffix, underline the base word.

sadness    sadly    careful    careless    harmful  
harmless    useful    usable    moveable    movement

2. Compare the numbers using  $<$ ,  $>$ , and  $=$ .



## Day 3

1. Read the story 3 times. Check off a square for each time you read it.



Once there was a mouse who was caught by a lion. The mouse pleaded with the lion to let him go, and promised he would help him one day. The lion laughed at the thought of a little mouse helping him, but he let him go out of amusement. The next day, the lion got caught in a hunter's trap. He roared in distress. The mouse heard him and came to help. He gnawed through the rope and set the lion free.

2. Match the number to its written form.

642

609

890

six hundred nine    eight hundred ninety    six hundred forty-two

## Day 4

1. Read the story again from Day 3. Answer the question.

What is the moral of the story?

---

---

---

2. Write each number in expanded form.

(372)

(126)

\_\_\_ + \_\_\_ + \_\_\_ = \_\_\_

(815)

$$100 + 20 + 6 = 126$$

\_\_\_ + \_\_\_ + \_\_\_ = \_\_\_

## Day 5

Write about a way that you can apply the moral of the story from Day 3 in your life.

---

---

---

---

# Week 4

Color a pineapple for each day you read 20 minutes.



## Day 1

1. Read the following words. Circle any words that have a long vowel sound.

jungle

truly

dentist

bonus

favor

mental

behind

nature

problem

2. Skip count by 3's and 4's to finish the patterns.

3	6			15		21	24		
---	---	--	--	----	--	----	----	--	--

4		12			24			36	
---	--	----	--	--	----	--	--	----	--

## Day 2

1. Circle the homophone that matches the picture.



bare / bear



won / one



flour / flower



whether / weather

2. Solve the problem. Draw a picture if you need to.

Tony got 13 presents for his birthday. He opened 6 of them.

How many more presents does

Tony have left to open?

\_\_\_\_\_ presents

## Day 3

1. Read the story 3 times. Check off a square for each time you read it.

<input type="checkbox"/>	<input type="checkbox"/>	<input type="checkbox"/>
--------------------------	--------------------------	--------------------------

Once upon a time there was a magical land that was hidden from the rest of the world. One day, a boy and girl named Max and Daisy accidentally discovered it by falling into a magic hole. While they were there, they met unicorns, got chased by a troll, and saved a wizard's castle. To help them get home, the wizard gave them a magical ladder. They used it to climb up out of the hole and go home.

2. Skip count by 5's and 6's to finish the patterns.

5		15			30			45	
6	12		24		36	42		54	

## Day 4

1. Read the story again from Day 3. Summarize the beginning, middle, and end.

Beginning


Middle


End


2. Solve the problem. Draw a picture if you need to.

Jen had 6 flowers. She went outside and picked 5 more. Then she gave 4 to her mom. How many flowers does she have left?



\_\_\_\_\_ flowers

## Day 5

Summarize a book that you read this week. Write the beginning, middle, and end of the story.


# Week 5

Color a watermelon for each day you read 20 minutes.



## Day 1

1. Read the words and draw a line to split them into syllables.

magnet

basket

ivy

locate

nobody

season

teacher

explode

wonderful

2. Solve the problems. You can use any method you need to.

$$\begin{array}{r} 42 \\ +23 \\ \hline \end{array}$$



$$\begin{array}{r} 26 \\ +15 \\ \hline \end{array}$$

$$\begin{array}{r} 57 \\ +34 \\ \hline \end{array}$$

## Day 2

1. Draw a line from each homograph to the 2 pictures it matches.

tear cool letter sign



2. Solve the problem.

The 3<sup>rd</sup> grade went on a field trip.  
23 students from Mr. Smith's class  
went, and 18 students from Ms. Rix's  
class went. How many students went  
on the field trip in total?

\_\_\_\_\_ students

## Day 3

1. Read each story 3 times. Check off a square for each time you read them.



### Text 1

The African Savannah is a beautiful place with fascinating wildlife. There are open grassy plains, and not many trees. Animals there are adapted to survive in the heat. There you can find lions, zebras, crocodiles, and more.

### Text 2

Zoe's job is an African Safari guide. She takes people on jeep tours around the African Savannah. Her favorite part of her job is seeing the look on people's faces when they see wild animals for the first time. Zoe loves her job!

2. Solve the problems. You can use any method you need to.

$$\begin{array}{r} 38 \\ - 15 \\ \hline \end{array}$$

$$\begin{array}{r} 76 \\ - 31 \\ \hline \end{array}$$

$$\begin{array}{r} 52 \\ - 23 \\ \hline \end{array}$$


## Day 4

1. Read the stories again from Day 3. Complete the Venn Diagram to show how the two texts are alike and different.

Text 1

Both

Text 2



2. Solve the problem.

From the 41 students that went on the field trip, 16 students got lost. How many students were left to help find them?

\_\_\_\_\_ students

## Day 5

Read 2 similar books. Write one way they are the same, and one way they are different.

---

---

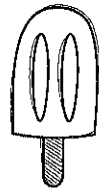
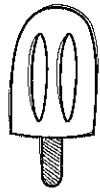
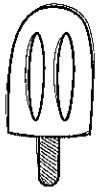
---

---



# Week 6

Color a popsicle for each day you read 20 minutes.



## Day 1

1. Draw a line to label each word as a noun, adjective, or verb.

pizza

McDonald's

school

**noun**

funny

run

**adjective**

Jane

play

**verb**

learn

small

fast

2. Solve the problems. You can use any method you need to.

$$\begin{array}{r} 462 \\ +324 \\ \hline \end{array}$$

$$\begin{array}{r} 548 \\ +253 \\ \hline \end{array}$$

## Day 2

1. Write 2 examples of each kind of word.

noun:

verb:

adjective:

\_\_\_\_\_

\_\_\_\_\_

\_\_\_\_\_

\_\_\_\_\_

\_\_\_\_\_

\_\_\_\_\_

2. Solve the problems. You can use any method you need to.

$$\begin{array}{r} 638 \\ -524 \\ \hline \end{array}$$

$$\begin{array}{r} 871 \\ -325 \\ \hline \end{array}$$

## Day 3

1. Read the story 3 times. Check off a square for each time you read it.

<input type="checkbox"/>	<input type="checkbox"/>	<input type="checkbox"/>
--------------------------	--------------------------	--------------------------

Kimberly was so excited for her soccer game on Saturday. She got dressed in her uniform, grabbed her soccer ball, and headed to the park. When she got there, she saw that the field was flooded with water after a big rainstorm that morning. Her team was so upset, the game would have to be postponed. Then, Kimberly thought of an idea. She ran to her coach and told him. He thought it was a great idea! Both teams headed to the school cafeteria. They moved all the tables aside, and played soccer where they usually eat lunch!

### 2. Solve the problem.

Beth had 23 dollars. She washed the car and earned 12 more dollars. Then she mowed the lawn and earned 24 more dollars. How much money does Beth have now?

\_\_\_\_\_ students

## Day 4

1. Read the story again from Day 3. Answer the questions.

What sport did Kimberly play?

------------------

Why couldn't they have the game at the park?

------------------

Who did Kimberly tell her idea to?

------------------

How did they solve the problem?

------------------

### 2. Solve the problem.

There were 37 people at a party. 15 more people came. Then 21 people went home. How many people are left at the party?

\_\_\_\_\_ people

## Day 5

Think of one of your favorite things you have done this summer. Write a paragraph describing it.

---

---

---

---

---