


SUMMER PACKET

This packet Belongs
To:

A large, empty, cloud-shaped box with a scalloped border, intended for a student to write their name.

@Mrs V's Chickadees


**Getting Ready for
2nd Grade!**

Dear Families,

Did you know that studies have shown that children lose one to two months of math and reading skills over the summer!

Don't stress! There are ways to prevent this. By continuing to practice and review skills, students will maintain their level of academics and even continue to grow!

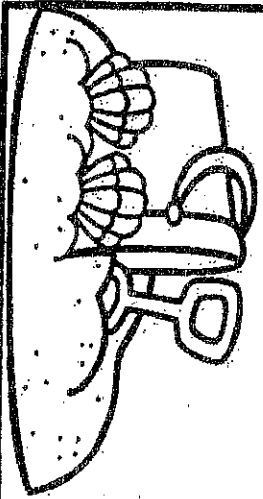
Please use this packet over the summer as a way to ensure continued success and growth. In addition, make sure your child is reading on a daily basis, even if it is only for ten minutes a day. Have a wonderful summer!

































Sincerely,

SUMMER Reading CHALLENGE

1. Read a funny book.
2. Read a book outside.
3. Read a book to an animal (real or stuffed).
4. Read a book in a silly voice.
5. Read a book about transportation.
6. Read a book about animals.
7. Read a book to a younger child.
8. Read a book you *think* may be too hard.
9. Read your favorite book!
10. Read a wordless book.
11. Read a non-fiction book.
12. Read a poem.
13. Read a book with a 1 word title.
14. Read a book about a place far away.
15. Read a book that takes place in the water.
16. Read a book to your family after dinner.
17. Read a book with a flashlight.
18. Read inside a blanket fort.
19. Read a book about friends.
20. Read to a grandparent.
21. Read a book to a friend.
22. Read a book about bugs.
23. Read a biography.
24. Read a book about food.
25. Read to your family during breakfast.
26. Read a fantasy or fairy tale book.
27. Read a book that rhymes.
28. Read a book about sports.
29. Read a book at the park or playground.
30. Read your parent's favorite childhood book.
31. Read a book about a community helper.




Directions: Help your child list the title of a book after reading it. Then have your child shade in the face that shows how he or she feels about the book.

1.			
2.			
3.			
4.			
5.			
6.			
7.			
8.			
9.			
10.			

Writing

Week 1

Imagine you are at the beach for an entire day. You have a sand pail and shovel. What would you do?



Handwriting practice lines consisting of multiple sets of three horizontal lines (top, middle, bottom) for writing.

Phonics

Color by the code


Week 1

Sh as in

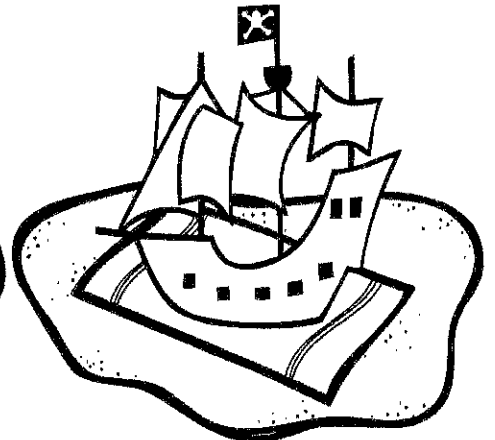










blue

Ch as in



orange



Math

WEEK 1



57	Paste Here
----	------------

25	Paste Here
----	------------

80	Paste Here
----	------------

76	Paste Here
----	------------

91	Paste Here
----	------------

35	Paste Here
----	------------

68	Paste Here
----	------------

81
69
78
58
92
36
26


Directions: Glue the number that comes next.



Writing

Week 2

Think about first grade. What was your favorite first grade classroom memory? Why?



A series of horizontal lines for writing, consisting of a solid top line, a dashed middle line, and a solid bottom line, repeated down the page.

Reading

Week 2

Beaches are places that are along the ocean. The ocean is a body of water. It is salt water, which is different from lakes or ponds. The ocean is blue and has waves. The beach is made up of sand or small rocks. People like to bring towels or chairs to sit on the sand. Most people only go to the beach when the weather is warm. They wear bathing suits so that they can go swimming. If you swim in the ocean you may see some different animals. Some animals that live in the ocean are fish, dolphins and whales. You will also find seashells and seaweed in the ocean. Have you ever gone to the beach?

Answer in complete sentences

1. Is this passage fiction or non-fiction? How can you tell?

2. What are some things you can do at the beach?

Math

Label the shapes

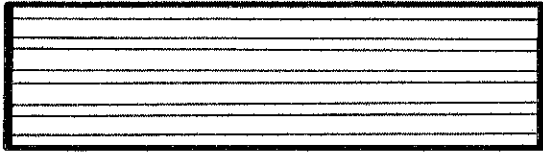
Week 2


rhombus


trapezoid
pentagon

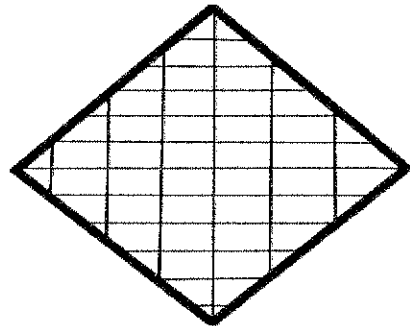
rectangle
hexagon

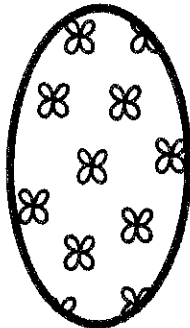
oval















Writing

Use each adjective in a sentence.


Week 3



juicy



bright




sharp



Phonics

Sort the nouns and verbs

Week 3



NOUNS


Paste Here

Paste Here

Paste Here

Paste Here

Paste Here



verbs


Paste Here

Paste Here

Paste Here

Paste Here

Paste Here




car	jumping	shout	park
laugh	flower	running	pencil

Math

Read each word problem.

Draw a picture and solve.

Week 3



Shawn was playing in the ocean. He saw a school of 15 fish. They noticed Shawn, and 7 fish swam away. How many fish were left?

Draw it

Solve it



Julissa was at the beach collecting sea shells. She found 4 white shells, 7 tan shells, and 8 grey shells. How many shells did Julissa find in all?

Draw it

Solve it




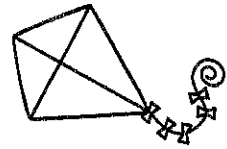


Phonics

Sort the pictures into
the correct column

Week 4

SHORT vowel sound

LONG vowel sound




Reading

Week 4

Think of all of the books you read in first grade.

Who was your favorite character?

Draw a picture of the character



Create a list of character traits to describe them

1. _____

2. _____

3. _____

4. _____

5. _____

6. _____

7. _____

Why did you choose this character?

Math

Circle the problems that are true.

Cross out the problems that are false.

Week 4

$5+3=8$

$3+1=5$

$9+3=12$

$6+2=8$

$10+1=13$

$9+0=9$

$1+1=2$

$3+7=9$

$8+2=11$

$6+4=10$

$5+5=10$

$7+3=5$

$7+2=5$

$5+4=9$

$6+3=4$

$1+7=8$

$5+3=6$

$3+3=6$

$3+2=4$

$6+1=7$

$2+2=4$

$5+2=6$

$1+9=10$

$0+0=0$

Phonics

Circle the correct verb

Week 5

tense

1. Jayden was _____ tag with his friends outside.

play

playing

played

2. Isayah _____ to the finish line.

run

running

ran

3. Malik is _____ a really great book.

read

reading

readed

4. "Make sure you _____ to your teacher about your homework."

talk

talking

talked

5. Vanessa _____ a good movie with her sister last night.

watch

watching

watched

6. Dylan _____ to the milk bottle.

crawl

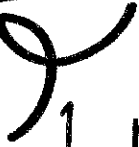
crawling

crawled

Reading

Read the sentence. Circle the errors. Rewrite the sentence correctly.

Week 5



1. my Nameis Rob.

Handwriting practice lines for the first sentence, consisting of a solid top line, a dashed middle line, and a solid bottom line.

2. Iam six years oLd?

Handwriting practice lines for the second sentence, consisting of a solid top line, a dashed middle line, and a solid bottom line.

3. i Like greenapples tHe best.

Handwriting practice lines for the third sentence, consisting of a solid top line, a dashed middle line, and a solid bottom line.



Math

Find the missing number to make
the equation true

Week 5



$6 - \underline{\quad} = 6$

$3 - \underline{\quad} = 2$

$9 - \underline{\quad} = 6$

$10 - \underline{\quad} = 9$

$9 - \underline{\quad} = 4$

$1 - \underline{\quad} = 0$

$8 - \underline{\quad} = 6$

$6 - \underline{\quad} = 2$

$5 - \underline{\quad} = 0$

$7 - \underline{\quad} = 5$

$5 - \underline{\quad} = 3$

$6 - \underline{\quad} = 3$

$5 - \underline{\quad} = 2$

$3 - \underline{\quad} = 2$

$3 - \underline{\quad} = 1$

$2 - \underline{\quad} = 1$

$8 - \underline{\quad} = 3$

$10 - \underline{\quad} = 7$


Phonics

Color by the code:

1 syllable=blue

2 syllables=yellow

Week 6



Reading

Week 6

Thomas loved rainy days. He had an awesome pair of orange rain boots that his mom let him wear to school. They even matched his orange umbrella! On his way to school, Thomas would hold his umbrella way over his head. He would pretend it was the propeller of a helicopter. Spinning the umbrella, Thomas would run down the block as fast as he could. He didn't care if he splashed in a puddle, his rain boots would keep his feet nice and dry.

Answer in complete sentences

1. Why does Thomas love rainy days?

2. What does Thomas do with his umbrella?

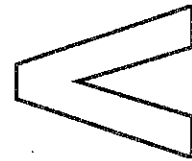

Math

Write the correct symbol
in each circle

Week 6



Greater Than



Less Than

$47 \bigcirc 68$

$31 \bigcirc 29$

$13 \bigcirc 81$

$55 \bigcirc 44$

$71 \bigcirc 92$

$17 \bigcirc 21$

$68 \bigcirc 40$

$33 \bigcirc 31$

$73 \bigcirc 94$

$36 \bigcirc 61$

$89 \bigcirc 79$

$98 \bigcirc 99$

Here is the list of second grade sight words!

Check the "Mastered" box for each word your child knows. Then make flash cards for the words they got wrong. Keep practicing until they know all of their sight words!



Mastered		Mastered		Mastered	
	always		around		because
	been		before		best
	both		buy		call
	cold		does		don't
	fast		first		five
	found		gave		goes
	green		its		made
	many		off		or
	pull		read		right
	sing		sit		sleep
	tell		their		these
	those		upon		us
	use		very		wash
	wish		work		would
	write		your		

