

## Summer Practice Packet

Dear In-Coming First Graders and Families,

Attached is a packet of activities that must be completed by the time we return to school. These activities are a review of reading, phonics, and math skills taught in Kindergarten. Included in the packet is a reading log. Your child should read for 10 minutes a night. Take advantage of your public libraries' summer reading programs to make reading an integral part of your summer routine.

In addition to the packet, please practice your prayers that you worked so hard to learn (Our Father, Hail Mary, and the Glory Be).

Play is also important for your child to learn! It is encouraged for your child to have authentic play experiences this summer.....especially away from screen time.

We hope everyone enjoys the summer ahead. We can't wait to see you and start our learning journey together!































Have a fun, safe, and healthy summer!  
Your Future Teachers

# SUMMER READING CHALLENGE

1. Read a funny book.
2. Read a book outside.
3. Read a book to an animal (real or stuffed).
4. Read a book in a silly voice.
5. Read a book about transportation.
6. Read a book about animals.
7. Read a book to a younger child.
8. Read a book you \*think\* may be too hard.
9. Read your favorite book!
10. Read a wordless book.
11. Read a non-fiction book.
12. Read a poem.
13. Read a book with a 1 word title.
14. Read a book about a place far away.
15. Read a book that takes place in the water.
16. Read a book to your family after dinner.
17. Read a book with a flashlight.
18. Read inside a blanket fort.
19. Read a book about friends.
20. Read to a grandparent.
21. Read a book to a friend.
22. Read a book about bugs.
23. Read a biography.
24. Read a book about food.
25. Read to your family during breakfast.
26. Read a fantasy or fairy tale book.
27. Read a book that rhymes.
28. Read a book about sports.
29. Read a book at the park or playground.
30. Read your parent's favorite childhood book.
31. Read a book about a community helper.



**Directions:** Help your child list the title of a book after reading it. Then have your child shade in the face that shows how he or she feels about the book.

1.			
2.			
3.			
4.			
5.			
6.			
7.			
8.			
9.			
10.			

SECTION 2:

Letter-Sound & Decoding Games

Silly Sentences

**Directions:** Have your child read aloud the realistic sentences on the two Silly Sentences pages. Then cut out the sentence parts and have your child form lots of silly sentences by mixing and matching beginning and ending parts. Ask your child to read each new sentence aloud. He or she can also draw pictures to illustrate favorite sentences.

The red crab

hid in the sand.

A soft rabbit

hops in the grass.

A fast rocket

blasts off!

The dentist

had the hiccups.

SECTION 2:

Letter-Sound & Decoding Games

Silly Sentences

**Directions:** Have your child read aloud the realistic sentences on the two Silly Sentences pages. Then cut out the sentence parts and have your child form lots of silly sentences by mixing and matching beginning and ending parts. Ask your child to read each new sentence aloud. He or she can also draw pictures to illustrate favorite sentences.

The boss

sat at the desk.

A duck

quacks in the pond.

Grandpop

put on soft socks.

His pet pig

dug in the mud.

Name \_\_\_\_\_


# Night Wash

Name each picture.

 Write each word.

**-an**

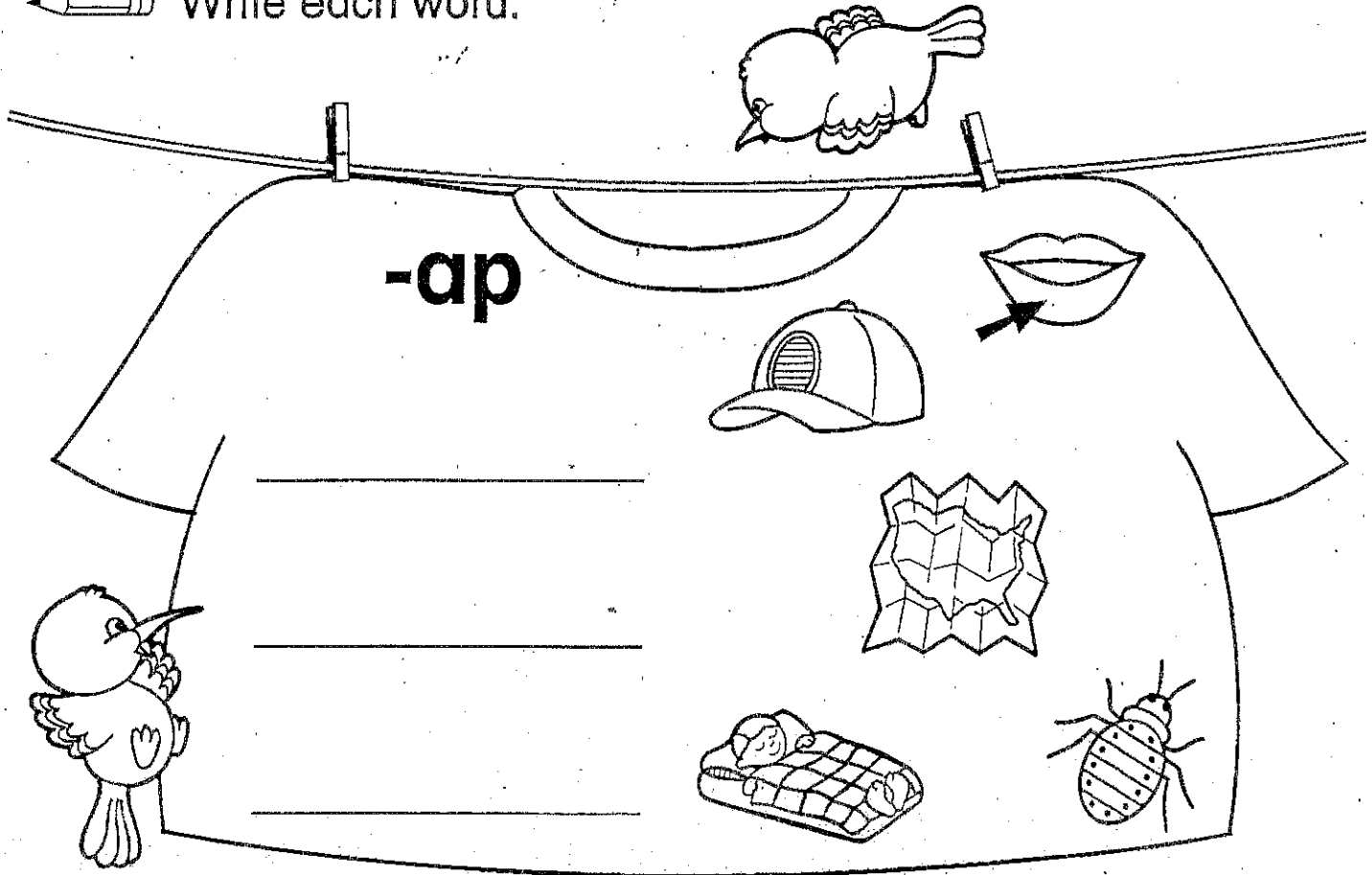
**-at**




# Summer Shirts

 Color the matching word family pictures.

 Write each word.



**-ap**




**-op**

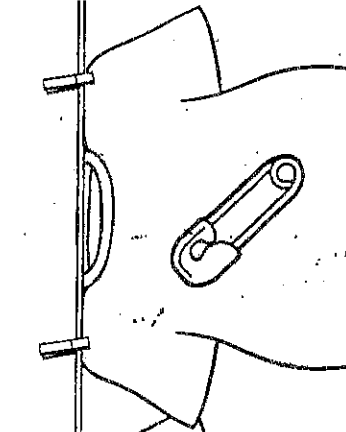
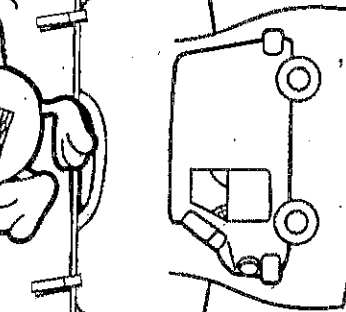
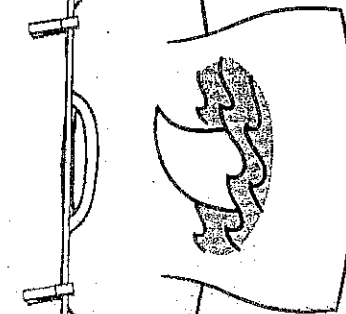
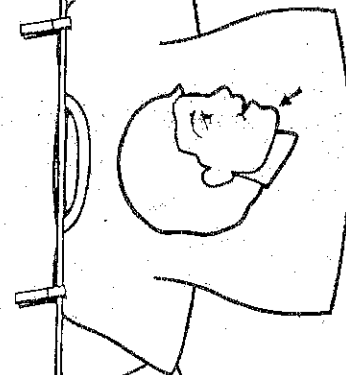
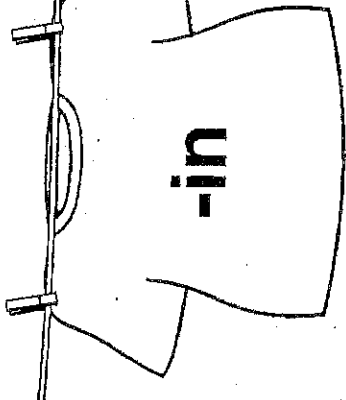

Name \_\_\_\_\_

Word Families  
-in, -ip

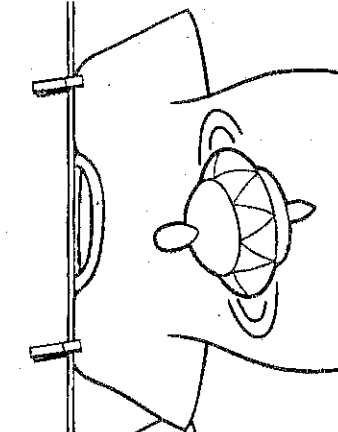
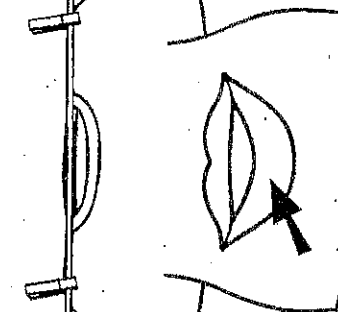
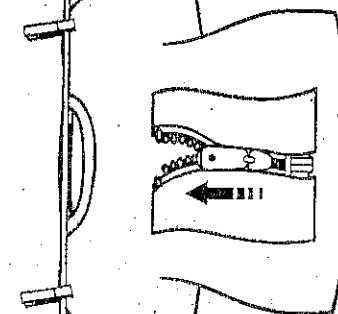
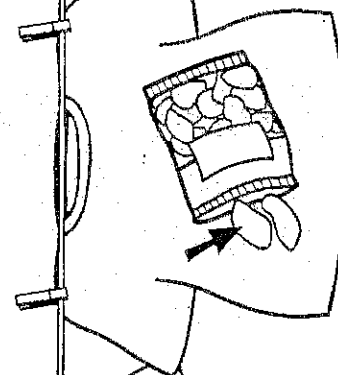
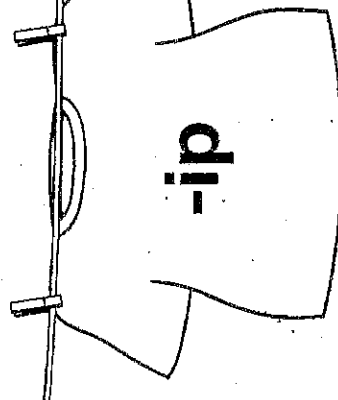
## Balancing Act

 Color the matching word family pictures.

 Write each word.



chin




chip




\*Read and discuss the Superkids Stories.

## **SECTION 4:** **Superkids Stories**

- ★ Fun for Superkids
- ★ The End of Superkids' Club










Cass can add lemons. It is fun.




Cass and Oswald can add lemons.  
It is fun for Cass and Oswald.





Doc can sit. It is fun.





Doc and Icky can sit.  
It is fun for Doc and Icky.

## The End of Superkids' Club

A big wind hit the bus.  
The bus was a mess.

Stand back, kids.





"The bus has a dent," said Doc.  
"It fell off the block," said Oswald.  
"The glass has a crack in it," said Sal.  
"It is a sad end for Superkids' Club," said Lily.

The Superkids can not fix the bus.  
But the Superkids' pals will help!




Ted said, "Let's lift the bus."  
Rob said, "Let's put the bus back on the block."







At last the bus was set.  
"It was fun to help," said the Superkids' pals.



The Superkids got on the bus.  
It was not the end of Superkids' Club.  
The club is still FANTASTIC!

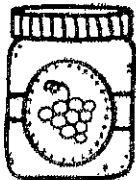


Name \_\_\_\_\_

Say the word. Write the sounds you hear.

# CVC


## Say It, Write It



\_\_\_\_\_

\_\_\_\_\_


\_\_\_\_\_



\_\_\_\_\_

\_\_\_\_\_

\_\_\_\_\_



\_\_\_\_\_

\_\_\_\_\_

\_\_\_\_\_



\_\_\_\_\_

\_\_\_\_\_

\_\_\_\_\_



\_\_\_\_\_

\_\_\_\_\_


\_\_\_\_\_



\_\_\_\_\_

\_\_\_\_\_


\_\_\_\_\_



\_\_\_\_\_

\_\_\_\_\_

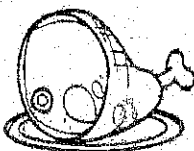
\_\_\_\_\_



\_\_\_\_\_

\_\_\_\_\_


\_\_\_\_\_



\_\_\_\_\_

\_\_\_\_\_

\_\_\_\_\_



\_\_\_\_\_

\_\_\_\_\_

\_\_\_\_\_




\_\_\_\_\_

\_\_\_\_\_

\_\_\_\_\_





# Squeaky Math



Add.

A.  $6 + 4 = \underline{\quad}$

$7 + 4 = \underline{\quad}$

$1 + 9 = \underline{\quad}$

B.  $4 + 8 = \underline{\quad}$

$6 + 5 = \underline{\quad}$

$7 + 2 = \underline{\quad}$

C.  $8 + 2 = \underline{\quad}$

$9 + 0 = \underline{\quad}$

$4 + 5 = \underline{\quad}$

D.  $3 + 8 = \underline{\quad}$

$5 + 7 = \underline{\quad}$

$8 + 1 = \underline{\quad}$

E.  $9 + 2 = \underline{\quad}$

$5 + 5 = \underline{\quad}$

$8 + 4 = \underline{\quad}$

F.  $7 + 3 = \underline{\quad}$

$3 + 6 = \underline{\quad}$

$4 + 7 = \underline{\quad}$

G.  $7 + 5 = \underline{\quad}$

$8 + 3 = \underline{\quad}$

$9 + 1 = \underline{\quad}$

H.  $3 + 7 = \underline{\quad}$

$2 + 9 = \underline{\quad}$

$9 + 3 = \underline{\quad}$

I.  $1 + 8 = \underline{\quad}$

$4 + 6 = \underline{\quad}$

$2 + 8 = \underline{\quad}$

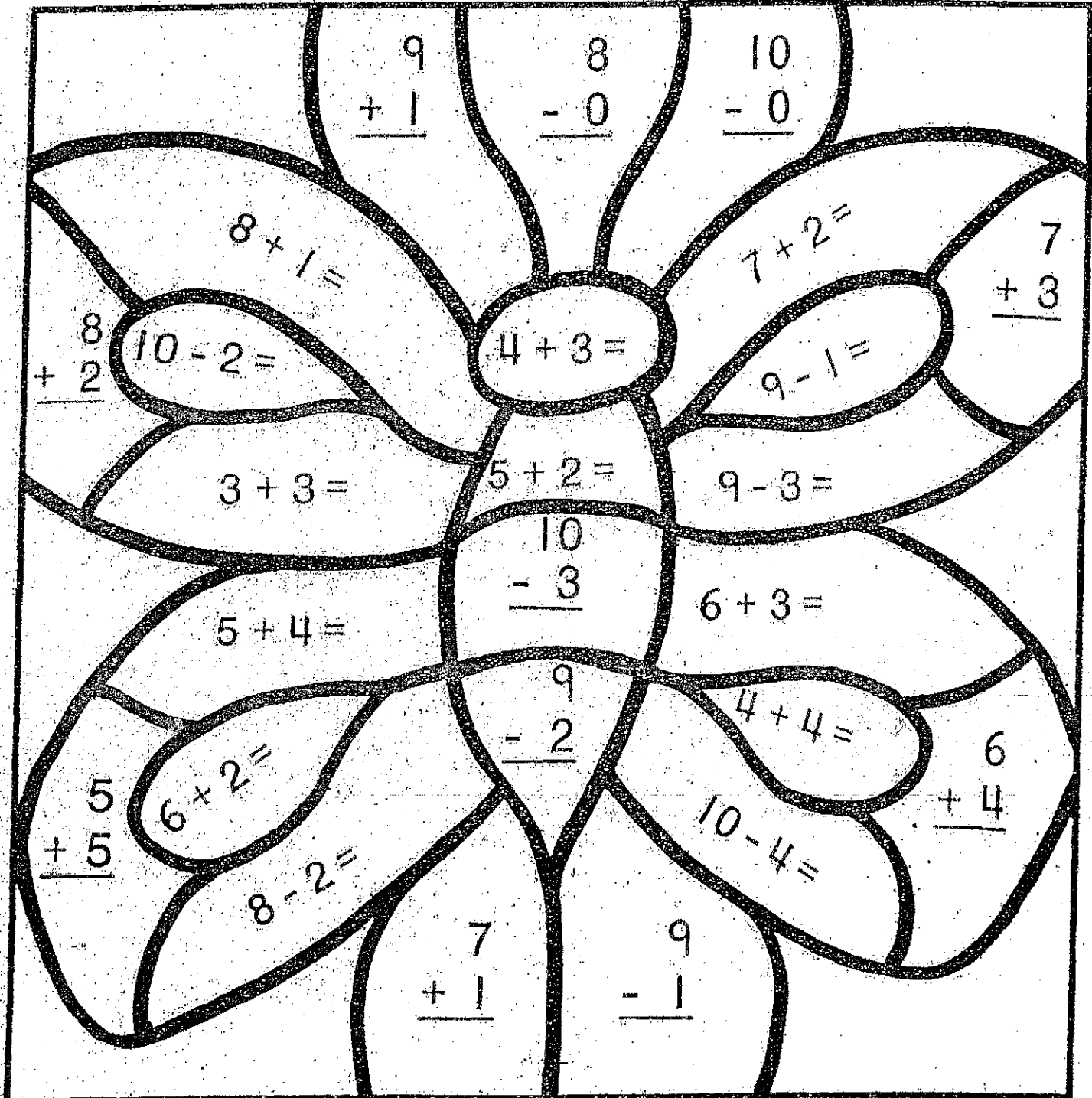
J.  $6 + 6 = \underline{\quad}$

$5 + 6 = \underline{\quad}$

$3 + 9 = \underline{\quad}$

6 = green    7 = brown    8 = yellow

9 = blue    10 = purple



Name \_\_\_\_\_

Subtraction from 8 or less

Cross out, Subtract.

$$\begin{array}{r} 7 \\ -2 \\ \hline 5 \end{array}$$

$$\begin{array}{r} 6 \\ -3 \\ \hline \end{array}$$

$$\begin{array}{r} 8 \\ -4 \\ \hline \end{array}$$

$$\begin{array}{r} 7 \\ -5 \\ \hline \end{array}$$

$$\begin{array}{r} 8 \\ -5 \\ \hline \end{array}$$

$$\begin{array}{r} 7 \\ -3 \\ \hline \end{array}$$

$$\begin{array}{r} 6 \\ -4 \\ \hline \end{array}$$

$$\begin{array}{r} 6 \\ -1 \\ \hline \end{array}$$

$$\begin{array}{r} 8 \\ -1 \\ \hline \end{array}$$

$$\begin{array}{r} 7 \\ -6 \\ \hline \end{array}$$

$$\begin{array}{r} 8 \\ -2 \\ \hline \end{array}$$

$$\begin{array}{r} 7 \\ -1 \\ \hline \end{array}$$

$$\begin{array}{r} 8 \\ -3 \\ \hline \end{array}$$

$$\begin{array}{r} 6 \\ -5 \\ \hline \end{array}$$

$$\begin{array}{r} 7 \\ -4 \\ \hline \end{array}$$

$$\begin{array}{r} 8 \\ -7 \\ \hline \end{array}$$


$$\begin{array}{r} 6 \\ -2 \\ \hline \end{array}$$

$$\begin{array}{r} 8 \\ -6 \\ \hline \end{array}$$



Name \_\_\_\_\_ Skill: Subtracting from 6, 7, 8, 9, 10

# Busy Bees



A.

$\begin{array}{r} 9 \\ -5 \\ \hline \end{array}$	$\begin{array}{r} 8 \\ -3 \\ \hline \end{array}$	$\begin{array}{r} 10 \\ -1 \\ \hline \end{array}$
--	--	---

B.

$\begin{array}{r} 9 \\ -0 \\ \hline \end{array}$	$\begin{array}{r} 10 \\ -6 \\ \hline \end{array}$	$\begin{array}{r} 6 \\ -2 \\ \hline \end{array}$
--	---	--

C.

$\begin{array}{r} 7 \\ -2 \\ \hline \end{array}$	$\begin{array}{r} 9 \\ -3 \\ \hline \end{array}$	$\begin{array}{r} 9 \\ -1 \\ \hline \end{array}$	$\begin{array}{r} 10 \\ -4 \\ \hline \end{array}$	$\begin{array}{r} 8 \\ -6 \\ \hline \end{array}$	$\begin{array}{r} 7 \\ -4 \\ \hline \end{array}$
--	--	--	---	--	--

D.

$\begin{array}{r} 10 \\ -5 \\ \hline \end{array}$	$\begin{array}{r} 9 \\ -2 \\ \hline \end{array}$	$\begin{array}{r} 8 \\ -5 \\ \hline \end{array}$	$\begin{array}{r} 10 \\ -2 \\ \hline \end{array}$	$\begin{array}{r} 9 \\ -8 \\ \hline \end{array}$	$\begin{array}{r} 6 \\ -0 \\ \hline \end{array}$
---	--	--	---	--	--

E.

$\begin{array}{r} 7 \\ -6 \\ \hline \end{array}$	$\begin{array}{r} 6 \\ -3 \\ \hline \end{array}$	$\begin{array}{r} 9 \\ -4 \\ \hline \end{array}$	$\begin{array}{r} 9 \\ -9 \\ \hline \end{array}$	$\begin{array}{r} 8 \\ -1 \\ \hline \end{array}$	$\begin{array}{r} 10 \\ -8 \\ \hline \end{array}$
--	--	--	--	--	---

F.

$\begin{array}{r} 9 \\ -7 \\ \hline \end{array}$	$\begin{array}{r} 10 \\ -7 \\ \hline \end{array}$	$\begin{array}{r} 10 \\ -3 \\ \hline \end{array}$	$\begin{array}{r} 9 \\ -6 \\ \hline \end{array}$	$\begin{array}{r} 10 \\ -9 \\ \hline \end{array}$	$\begin{array}{r} 7 \\ -5 \\ \hline \end{array}$
--	---	---	--	---	--